

AltVest Growth Fund

30 Jun 2023




FUND INFORMATION

Investment Advisor	Altvest Capital
Investment Manager	27four Investment Managers (Pty) Ltd, a category II licensed financial services provider, FSP No: 31045
Fund Legal Structure	Life Pool
Regulation 28 Compliant	Yes
Strategic Benchmark	Capped SWIX All Share (40%), ALBI (19%), CIL1 (1%), ALPI (3%), STeFI (10%), MSCI World (25%), Bloomberg Global-Aggregate Bond (2%)
Target Benchmark	CPI+6%
Base Currency	ZAR
Fund Size	R5,141,794

FUND DESCRIPTION

The AltVest Growth Fund is a moderately high risk multi-managed, multi-asset class portfolio providing asset class and fund manager diversification by investing in a combination of equity, listed property and fixed income funds, both locally and internationally. 20% of the portfolio is invested in opportunities curated by Altvest Capital. Suitable for investors with a long-term investment horizon. The primary objectives are moderate to aggressive capital growth and income generation.

RISK PROFILE

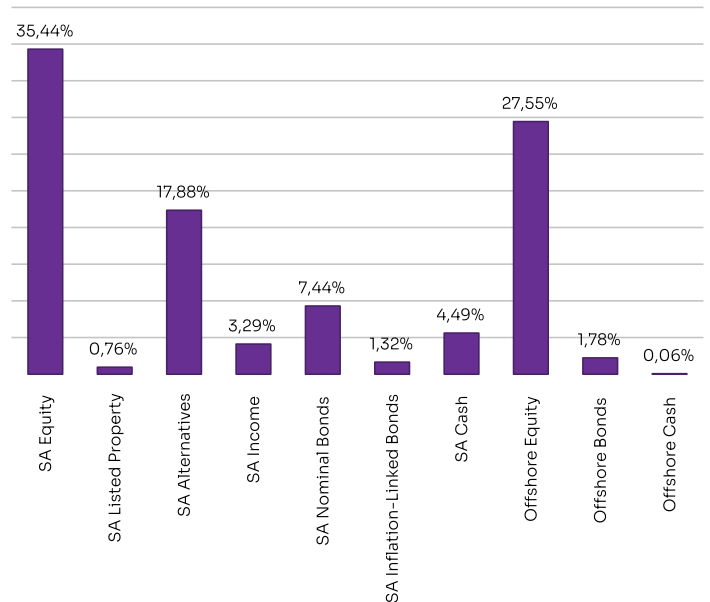


PERFORMANCE SUMMARY*



* Please note that the investment returns are back tested based on the current strategic asset allocation

ASSET ALLOCATION



PERFORMANCE ANALYSIS

	Fund	STRATEGIC BENCHMARK
1 Month	1.08%	2.72%
3 Months	1.87%	3.67%
6 Months	7.74%	8.71%
YTD	7.74%	8.71%
1 Year	16.13%	17.05%
3 Years (Annualised)	12.72%	12.35%
5 Years (Annualised)	-	-
Inception (Annualised)	11.23%	10.33%
Inception (Cumulative)	45.13%	41.05%
Highest Rolling 1 Year Return	33.85%	32.00%
Lowest Rolling 1 Year Return	0.06%	0.10%

UNDERLYING MANAGER BREAKDOWN

Asset Class	Fund/s
SA Equity	27four SA Multi-Factor Equity Fund
SA Equity	27four SA Passive Equity Fund
SA Listed Property	27four SA Passive Listed Property Fund
SA Alternatives	AltVest Opportunities Fund
SA Income	27four Diversified Income Fund
SA Nominal Bonds	Balondolozzi ALBI Tracker Fund
SA Inflation-Linked Bonds	27four Inflation-Linked Bond IGOV Fund
SA Cash	27four Money Market Fund
SA Cash	ZAR Call Account
Offshore Equity	iShares Core MSCI World UCITS ETF
Offshore Bonds	Amundi Prime Global Govies - UCITS ETF DR
Offshore Cash	Offshore Cash

MONTHLY FUND PERFORMANCE

	2020	2021	2022	2023
Jan	1.10%	1.99%	-1.33%	5.68%
Feb	-5.12%	3.36%	0.87%	-0.10%
Mar	-9.08%	1.09%	0.20%	0.18%
Apr	10.80%	1.63%	-1.76%	1.05%
May	1.38%	1.50%	-0.43%	-0.26%
Jun	3.43%	0.33%	-4.84%	1.08%
Jul	1.81%	2.56%	4.27%	-
Aug	1.38%	1.68%	-0.86%	-
Sep	-1.54%	-1.05%	-2.75%	-
Oct	-3.31%	2.48%	4.64%	-
Nov	7.08%	1.58%	3.95%	-
Dec	2.78%	3.70%	-1.42%	-
Yr.	9.56%	22.87%	0.06%	7.74%

RISK ANALYSIS

	Fund	STRATEGIC BENCHMARK
Volatility (Annualised)	11.64%	12.21%
% Positive Months	66.67%	66.67%
% Negative Months	33.33%	33.33%
Best Month	10.80%	10.54%
Worst Month	-9.08%	-9.73%
Average Negative Months	-2.42%	-2.74%
Maximum Drawdown	-13.73%	-14.51%
Tracking Error	1.85%	-
Sharpe Ratio	0.52	-

INVESTMENT TERMS

	FEES
Initial Fee	0.00%
Annual Management Fee	0.50% per annum
Minimum Investment Size	No minimum required

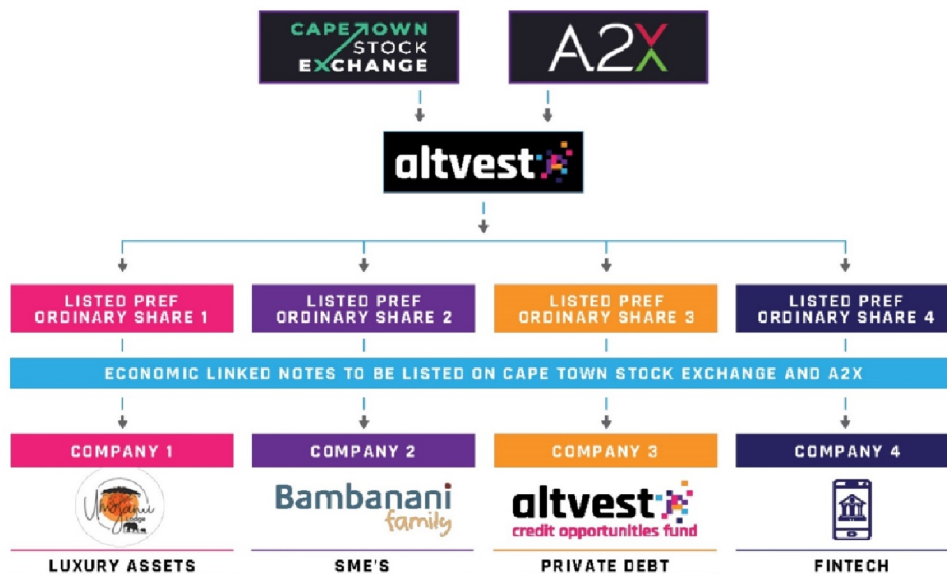
INCOME DISTRIBUTION

No distribution

ALTVEST OPPORTUNITIES ASSET BREAKDOWN

Altvest Capital seeks to provide retail investors with exposure to alternative investment opportunities in a safe and regulated environment. All securities are listed on the Cape Town Stock Exchange (www.ctexchange.co.za). Altvest aims to provide investors with an opportunity to:

- Seamlessly acquire these assets in the primary market;
- enjoy the liquidity of their investment in the secondary market;
- Perform real-time valuations on their portfolio;
- access private investment opportunities in a cost-efficient manner; and
- Invest in a regulated exchange environment with transparent price discovery.



Glossary

Annualised performance:	Annualised performance show longer term performance rescaled to a 1 year period. Annualised performance is the average return per year over the period. Actual annual figures are available to the investor on request.
Best month:	Largest increase in any single month.
Highest & lowest return:	The highest and lowest returns over any 1 year period since the inception date.
Max drawdown:	The maximum peak to trough loss suffered by the Fund since inception.
NAV:	The net asset value represents the assets of a Fund less its liabilities.
Sharpe ratio:	The Sharpe ratio is used to indicate the excess return the portfolio delivers over the risk free rate per unit of risk adopted by the fund.
Standard deviation:	The deviation of the return stream relative to its own average.
Tracking error:	The volatility of the difference in returns between a Fund and its Benchmark. Also known as active risk.
% positive months:	The percentage of months since inception where the Fund has delivered positive return.

CONTACT US

Altvest Capital Ltd, Registration number: 2021/540736/06, is an authorized issuer for both debt and equity instruments on the Cape Town Stock Exchange, and is authorized to issue equity on A2X. This information is not advice as defined in the Financial Advisory and Intermediary Services Act, 37 of 2002. The Altvest Growth Fund is distributed by Altvest Securities (Pty) Ltd. Altvest Securities is a juristic rep of FAIS IT Solutions (PTY) LTD , FSP No 45810. Physical Address: Block B, 66 Rivonia Road, Sandton, 2196.

Website: www.altvestcapital.co.za

DISCLAIMER

27four Investment Managers (Pty) Ltd is a licensed financial services provider in terms of Section 8 of the Financial Advisory and Intermediary Services Act, 37 of 2002, as amended, FAIS licence number 31045. This information is not advice as defined and contemplated in the Financial Advisory and Intermediary Services Act, 37 of 2002, as amended. Past investment returns are not indicative of future returns. 27four Investment Managers (Pty) Ltd shall not be liable for any actions taken by any person based on the correctness of this information. This document is for information purposes only and does not constitute or form part of any offer to issue or sell or any solicitation of any offer to subscribe for or purchase any particular investments. Opinions expressed in this document may be changed without notice at any time after publication. We therefore disclaim any liability for any loss, liability, damage (whether direct or consequential) or expense of any nature whatsoever which may be suffered as a result of or which may be attributable directly or indirectly to the use of or reliance upon the information.